




Fiscal Stability			
	Prior	Current	Progress
Annual General Fund expenditures per capita	\$857	\$904	↓
Unassigned Fund balance as % of prior year General Fund expenditures	22.20%	22.30%	↑
Pension Liability: % Funded	70.7%	65.7%	↓
Debt burden of General Government per capita	\$1,043	\$922	↑
Bond rating (Standard & Poor's)	A+	A+	↔
Number of services delivered via cooperative venture	13	14	↑

-  Performance improving
-  Performance staying about the same
-  Performance declining

Economic Strength			
	Prior	Current	Progress
% of community with access to high speed broadband	100%	100%	↔
% of Streets rated Poor	9.0%	19.8%	↓
Investment in Streets, Water and Wastewater per capita	\$117	\$617	↑
Commercial/Industrial value per capita for TIFA & LDFA economic development agencies	\$15,929	\$17,717	↑

Public Safety			
	Prior	Current	Progress
Violent crimes per 1,000 residents	7.9	7.3	↑
Property crimes per 1,000 residents	18.2	18.9	↓
Traffic injuries or fatalities	36	42	↓
Structure Fires	9	1	↑

Quality of Life			
	Prior	Current	Progress
Miles of sidewalks and non-motorized paths per mile of local streets	1.81	1.81	↔
Percent of General Fund budget for arts, culture and recreation	3.67%	5.00%	↑
Acres of park per 1,000 residents	21.11	23.50	↑
% of drinking water standards met	100%	100%	↔