




Fiscal Stability			
	Prior	Current	Progress
Annual General Fund expenditures per capita	\$904	\$1,007	↓
Unassigned Fund balance as % of prior year General Fund expenditures	22.30%	25.73%	↑
Pension Liability: % Funded	65.7%	65.1%	↓
OPEB Liability: % Funded	27.2%	30.0%	↑
Debt burden of General Government per capita	\$922	\$789	↑
Bond rating (Standard & Poor's)	A+	A+	↔
Number of services delivered via cooperative venture	14	14	↔

 Performance improving
  Performance declining
 Performance staying about the same

Economic Strength			
	Prior	Current	Progress
% of community with access to high speed broadband	100%	100%	↔
% of Streets rated Poor	19.8%	22.8%	↓
Investment in Streets, Water and Wastewater per capita	\$617	\$341	↓
Real Commercial/Industrial value per capita for TIFA & LDFA economic development agencies	\$7,047	\$6,985	↓

Public Safety			
	Prior	Current	Progress
Violent crimes per 1,000 residents	7.3	7.1	↑
Property crimes per 1,000 residents	18.9	13.7	↑
Traffic injuries or fatalities	42	34	↑
Structure Fires	1	10	↓

Quality of Life			
	Prior	Current	Progress
Miles of sidewalks and non-motorized paths per mile of local streets	1.81	1.81	↔
Percent of General Fund budget for arts, culture and recreation	5.00%	10.93%	↑
Acres of park per 1,000 residents	23.50	23.50	↔
% of drinking water standards met	100%	100%	↔