




Fiscal Stability			
	Prior	Current	Progress
Annual General Fund expenditures per capita	\$1,007	\$1,049	↓
Unassigned Fund balance as % of prior year General Fund expenditures	25.73%	21.98%	↓
Pension Liability: % Funded	65.1%	66.7%	↑
OPEB Liability: % Funded	30.0%	47.6%	↑
Debt burden of General Government per capita	\$789	\$853	↓
Bond rating (Standard & Poor's)	A+	A+	↔
Number of services delivered via cooperative venture	14	14	↔

 Performance improving
  Performance declining
 Performance staying about the same

Economic Strength			
	Prior	Current	Progress
% of community with access to high speed broadband	100%	100%	↔
% of Streets rated Poor	22.8%	22.65%	↑
Investment in Streets, Water and Wastewater per capita	\$341	\$560	↑
Real Commercial/Industrial value per capita for TIFA & LDFA economic development agencies	\$6,985	\$7,395	↑

Public Safety			
	Prior	Current	Progress
Violent crimes per 1,000 residents	7.1	6.6	↑
Property crimes per 1,000 residents	13.7	18.7	↓
Traffic injuries or fatalities	34	37	↓
Structure Fires	10	3	↑

Quality of Life			
	Prior	Current	Progress
Miles of sidewalks and non-motorized paths per mile of local streets	1.81	1.81	↔
Percent of General Fund budget for arts, culture and recreation	10.93%	5.81%	↓
Acres of park per 1,000 residents	23.50	23.50	↔
% of drinking water standards met	100%	100%	↔